

Bring Your Foldable Bicycles and Personal Mobility Devices On Board Public Transport All Day

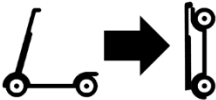

From 1 June 2017, commuters can continue to bring their foldable bicycles and personal mobility devices (PMDs) on board trains and buses at all hours of the day. This follows a six-month trial conducted by the LTA and public transport operators from 1 December 2016 to 31 May 2017, and is part of our Walk Cycle Ride strategy to encourage more people to adopt active mobility for the first and last mile of their public transport commutes.

Public Education Poster

BRING YOUR FOLDABLE BICYCLES / PERSONAL MOBILITY DEVICES ON BOARD TRAINS & BUSES ALL DAY

Enhancing first and last mile connectivity

Key Rules and Guidelines to Observe *

-  **1** Keep your device folded at all times
-  **2** No riding of your device in train stations or bus interchanges
-  **3** Hold your device and do not block doors and pathways

* The full set of rules and guidelines can be found on LTA's website at www.lta.gov.sg. Those who do not comply with the rules can face enforcement action and be fined up to \$500.

Let's be gracious on
public transport



Rules and Guidelines for Bringing Foldable Bicycles and Personal Mobility Devices On Board Public Transport

Rules:

- Foldable bicycles/personal mobility devices must not exceed 120cm by 70cm by 40cm when folded.
- Foldable bicycles/personal mobility devices must be folded at all times in the MRT/LRT stations, bus interchanges/terminals and on trains and buses.
- Motorised personal mobility devices must be switched off when brought on board trains and buses.
- Commuters must not ride their foldable bicycles/personal mobility devices within the MRT/LRT stations and bus interchanges/terminals. Instead, commuters should push or carry their folded devices.
- Wheels of foldable bicycles/personal mobility devices must be wrapped up if they are dirty or wet.
- Protruding parts likely to cause injury or damage property must be covered up or retracted (e.g. handle bars and bicycle pedals).
- Only one foldable bicycle/personal mobility devices is allowed on a bus at any one time.
- Foldable bicycles/personal mobility devices are not allowed on the upper deck of a bus or on the staircase leading to the upper deck.

Guidelines:

- Commuters should be responsible for the safe carriage of their foldable bicycles/personal mobility devices and should hold or carry their foldable bicycles/personal mobility devices.
- Foldable bicycles/personal mobility devices should not block the aisles and doors or impede commuters' movement at any time.
- When travelling by train, commuters with foldable bicycles/personal mobility devices should use the first or last car, which is usually less crowded.
- Commuters with foldable bicycles/personal mobility devices should use the wide fare gates at MRT/LRT stations where they are available.

Frequently Asked Questions

1. **The trains and buses are already very crowded during peak hours. Why is LTA allowing commuters to bring bulky items such as foldable bicycles/PMDs on the public transport?**

Allowing foldable bicycles and PMDs on board trains and buses all day will further enhance the first and last mile connectivity to our public transport system and encourage the uptake of active mobility.

We hope commuters can share the space on our public transport with others considerately and be gracious to one another so that more people can use our public transport system safely and comfortably.

2. **Am I allowed to bring non-foldable PMDs or bicycles on board public transport?**

Yes, these devices are allowed on board trains and buses as long as they do not exceed the allowable size dimensions of 120cm by 70cm by 40cm, and do not cause any inconvenience to other commuters. There are some types of non-foldable PMDs, such as hoverboards and unicycles, which comply with the above dimensions. Device owners are reminded to be aware of their surroundings and exercise due consideration towards other commuters. Most non-foldable bicycles, however, do not comply with the allowable dimensions. They will not be allowed on board trains and buses for the safety and comfort of other passengers.

Examples of Allowable Devices

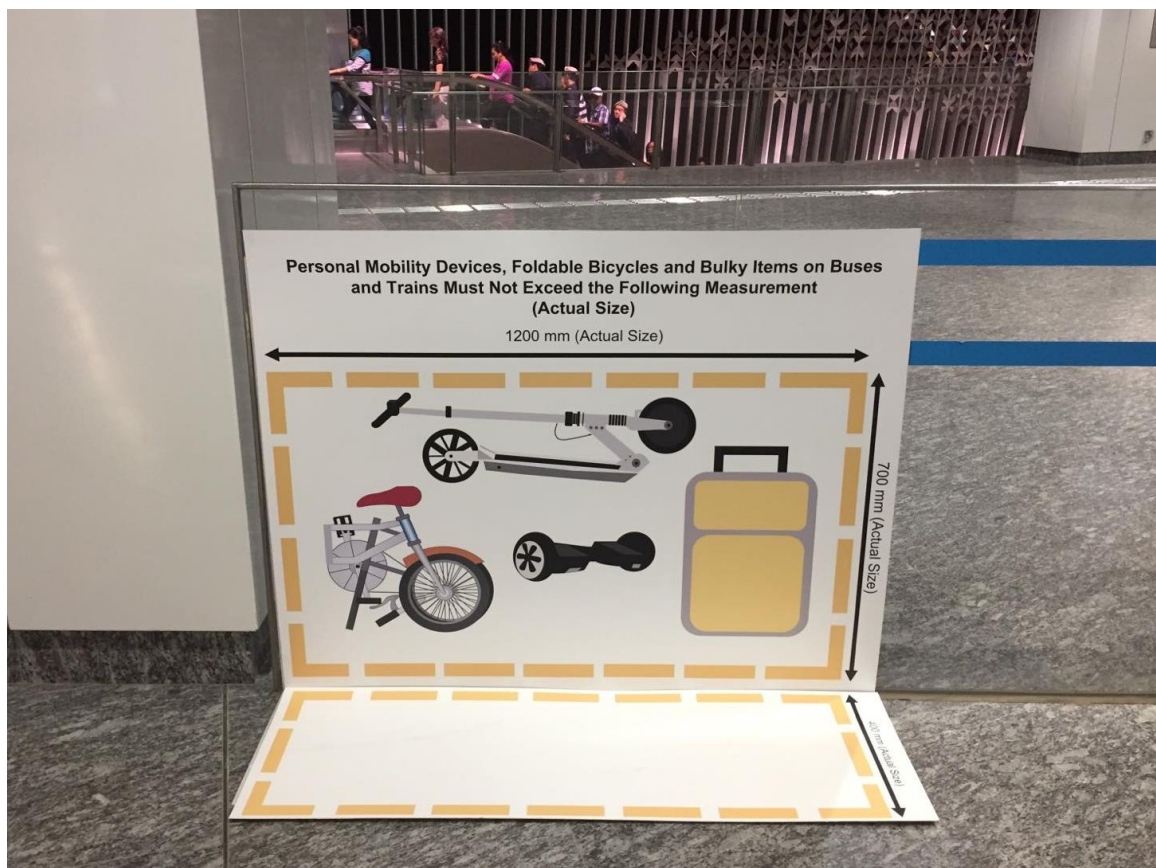


3. Why is the size limited to 120cm by 70cm by 40cm? How was it determined?

The new size limit of 120cm by 70cm by 40cm was determined based on previous allowable dimensions for foldable bicycles (114 x 64 x 36 cm). This new size limit will apply to foldable bicycles, PMDs, as well as other permitted articles or items, to simplify the rules for commuters to comply with. Most foldable bicycles and PMDs, when folded, would be able to fit within these allowable dimensions. Commuters are strongly advised to exercise their own discretion in addition to complying with the allowable dimensions, and not bring on board devices that are too bulky to handle safely.

4. How do I know if my device fits the size limit?

There are size checkers (see below) at train stations and bus interchanges to help commuters gauge if their devices are within the size limit.



5. Where can I leave my foldable bicycle/PMD when I'm in the train or bus?

You are advised to hold on to your devices at all times. As a general guide, your device should not block aisles and doors or impede the movement of other commuters.

6. Are there specific train cars for foldable bicycles/PMDs?

Commuters with foldable bicycles/PMDs are encouraged to move towards areas which are less crowded, which could be the first or last train car.

7. Why must I fold my foldable bicycle/PMD in the train stations/bus interchanges or on trains/buses?

This is to prevent the unfolded devices from being a tripping hazard to other commuters.

8. Am I allowed to push my foldable bicycle/PMD in the train stations/bus interchanges?

We do recognise that some devices may be heavy and straining for users to carry for long stretches. Hence, commuters have the option to push, wheel or carry their folded devices in the train stations/bus interchanges. Commuters are strongly advised to exercise their own discretion, and not bring on board devices that are too bulky to handle safely.

9. Why can't I ride my foldable bicycle/PMD through the train stations/bus interchanges?

Due to safety considerations, commuters are not to ride their devices through the train stations/bus interchanges. Commuters should instead push or carry their folded devices.

10. Why is only one foldable bicycle or PMD allowed on a bus?

Given the space constraints on a bus, it may be challenging to accommodate more than one foldable bicycle/PMD without inconveniencing others, including passengers in wheelchairs or mobility aids, as well as passengers with prams.

11. What are the penalties for flouting the rules?

Station staff and bus captains will stop commuters from boarding the train or bus if they fail to comply with the rules. Offenders can also be fined up to \$500 for each offence.
