

How to Register Your E-scooter

Step 1 – Check if the device needs to be registered

All motorised personal mobility devices with handlebars must be registered¹.

Examples of devices that need to be registered:



Examples of devices that do not need to be registered:



Step 2 – Check if e-scooter meets device criteria and is UL2272 certified

Only e-scooters that meet the following criteria can be registered and used on public paths:

- Maximum device unladen weight of 20 kg;
- Maximum device width of 70 cm; and
- Maximum device speed of 25km/h.

As part of the registration process, e-scooter owners are required to declare that their e-scooter meets the above criteria.

UL2272 Certification





The UL2272 standard specifies a set of safety requirements covering the electrical drive train system including the battery system, other circuitry and electrical components of motorised PMDs such as e-scooters. We will require all motorised PMDs to be certified to the UL2272 standard to improve public safety and address the risk of fire incidents involving motorised PMDs.

Upon registration, owners will be required to declare if their device is certified to the UL2272 standard. Existing non-UL2272 certified e-scooters can be registered as long as they were purchased before 1 July 2019. Owners can continue using these registered non-UL2272 certified e-scooters on public paths until 31 December 2020. These registered non-UL2272 certified e-scooters will be automatically deregistered on 1 January 2021, when non-UL2272 certified e-scooters are no longer allowed to be used on public paths.

¹ Power-assisted bicycles (PABs) are to be registered under a different registration regime under the Road Traffic Act. PABs are subject to additional inspections and a type approval regime that e-scooters are not subject to.

It is an offence to make a false declaration. Offenders may face cancellations of their e-scooter registration and forfeiture of their registration fee. Offenders may also be fined up to \$5,000 and/or face an imprisonment up to 12 months. It is also an offence to use a non-compliant e-scooter on public paths. If found, the e-scooter could be seized and forfeited, and offenders can be fined up to \$5,000 and/or face an imprisonment up to 3 months.

To determine if an e-scooter is UL2272 certified, owners should check if their device bears any one of these certification marks:

Certification bodies	Certification Marks
UL	
CSA	
Intertek Testing Services	
SGS	

E-scooter owners can also refer to LTA's website at bit.ly/ul2272sg for an indicative, non-exhaustive list of motorised PMDs certified to UL2272 standard. For queries on devices not found in the list, please contact LTA_ActiveMobility@LTA.gov.sg

Step 3 – Register e-scooter online or at SingPost Post Office

Owners must be at least 16 years old to register an e-scooter.

E-scooter owners can register:

- (a) Online at www.onemotoring.com.sg/escooter, using SingPass or CorpPass two-factor authentication (2FA); or
- (b) At any SingPost Post Office (only from 2 January to 30 June 2019).

The registration fee of \$20 will be waived for registrations on or before 31 March 2019.

To register, applicants are required to prepare the following:

For online registration	For registration at any SingPost Post Office
<ul style="list-style-type: none">a) Softcopy colour photograph of e-scooter;b) Softcopy colour photograph of certification mark on the e-scooter if it is UL2272 certified; andc) Registration fee of \$20 to be paid via credit card or eNETS (from 1 April 2019 onwards).	<ul style="list-style-type: none">a) Completed application form (forms are available at SingPost Post Offices and on www.onemotoring.com.sg/escooter);b) Original NRIC/FIN for individuals; ACRA business profile printout for businesses;c) Hardcopy colour photograph of e-scooter;d) Hardcopy colour photograph of certification mark on the e-scooter if it is UL2272-certified; ande) Registration fee of \$20 to be paid via cash or NETS (from 1 April 2019 onwards).

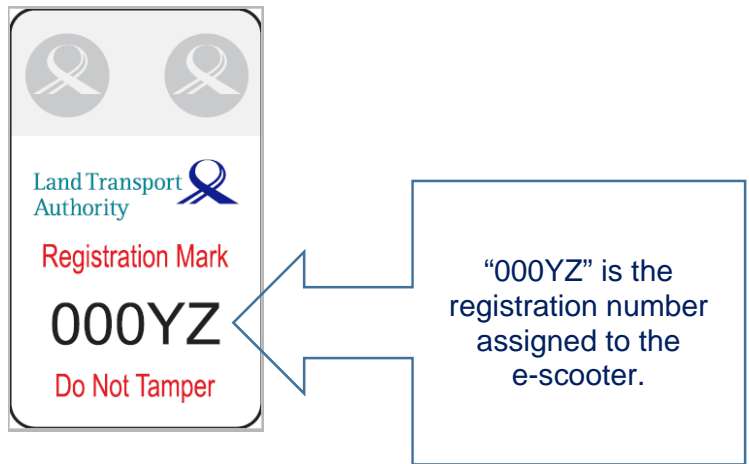
Step 4 – Fabricate the Identification Mark

If the registration is successful, LTA will immediately inform the owner of the e-scooter's unique registration number. Owners who register their e-scooter before 1 July 2019 will have a grace period of 14 calendar days from the date of registration to fabricate and affix an Identification Mark with the assigned registration number.

E-scooter owners may approach any sign-craft shops to fabricate the Identification Mark. An indicative list of sign-craft shops is available on www.onemotoring.com.sg/escooter.

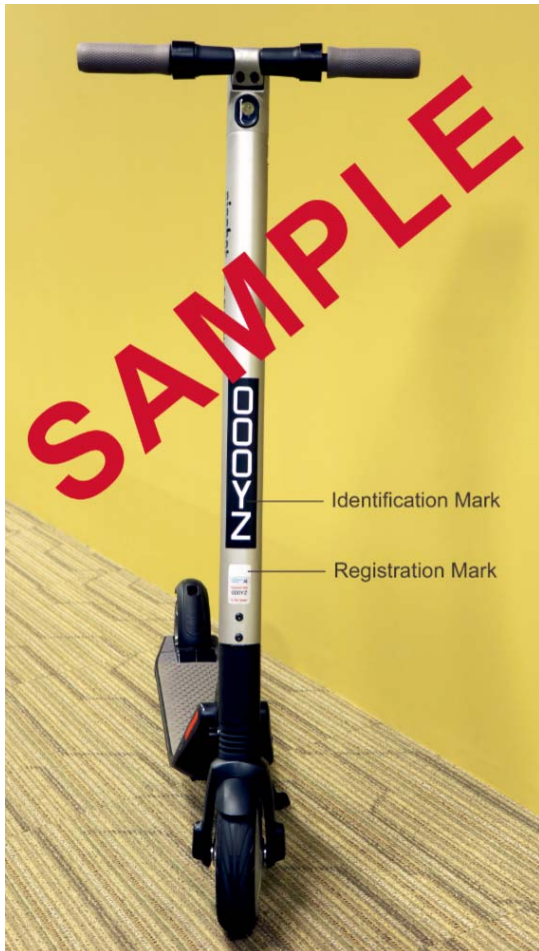
Step 5 – Receive the LTA Registration Mark

If the registration is successful, LTA will also issue a separate LTA Registration Mark bearing the e-scooter's unique registration number (see sample image below) to the owner. For online registrations, this LTA Registration Mark will be sent by registered post; for registrations at SingPost Post Offices, it will be issued over the counter.



Step 6 – Affix the Registration and Identification Marks on the e-scooter

Owners who register their e-scooters before 1 July 2019 will have a grace period of 14 calendar days from the date of registration to permanently affix both the LTA Registration Mark and Identification Mark on a non-detachable part of the e-scooter such as the stem. The marks should be affixed upright on the front or on either side of the stem of e-scooter. Both the LTA Registration Mark and Identification Mark must be clearly visible at all times (refer to example below).



E-scooter owners may refer to www.onemotoring.com.sg/escooter for detailed instructions on how to affix the LTA Registration Mark and Identification Mark on the e-scooter.

From 2 January 2019, it will be an offence to ride a registered e-scooter on public paths that does not display both the LTA Registration Mark or Identification Mark beyond the 14-day grace period. First-time offenders can be subject to a fine of up to \$1,000 and/or imprisonment of up to 3 months. It will also be an offence to forge or alter either the LTA Registration Mark or Identification Mark, with first-time offenders subject to a fine of up to \$5,000 and/or imprisonment of up to 6 months.

Transfer of ownership and deregistration

Transfer of ownership and deregistration of e-scooters can be carried out online at www.onemotoring.com.sg/escooter, using SingPass or CorpPass 2FA. Non-UL2272 certified e-scooters cannot be transferred from 1 July 2019.

REGISTER YOUR E-SCOOTER BY 30 JUNE 2019



Enjoy waiver of \$20 registration fee when you register by 31 March 2019

Register if your device*

- has an electric motor
- has a handlebar

You must be at least 16 years old and your e-scooter must meet the device criteria under the Active Mobility Act. You may register your non-UL2272 certified e-scooter if it was purchased before 1 July 2019; it will thereafter be automatically de-registered on 1 January 2021.

*Power-assisted bicycles or e-bikes should be registered through www.onemotoring.com.sg/PAB



Need to Register



No Need to Register



Personal mobility aids, such as mobility scooters and electric wheelchairs, are excluded

How to register

Login via SingPass/CorpPass at www.onemotoring.com.sg/escooter

OR

At SingPost Post Offices islandwide (until 30 June 2019)

- Upload a colour photo of your e-scooter
- Upload a colour photo of the certification mark on your e-scooter if it is UL2272 certified
- Bring your identification card
- Bring a hardcopy colour photo of your e-scooter
- Bring a hardcopy colour photo of the certification mark on your e-scooter if it is UL2272 certified
- Bring the completed application form (download from www.onemotoring.com.sg/escooter)

If convicted of riding an unregistered e-scooter for the first-time from 1 July 2019

Fine up to \$2,000 Jail term up to 3 months



Visit www.onemotoring.com.sg/escooter for more information

